



Employment

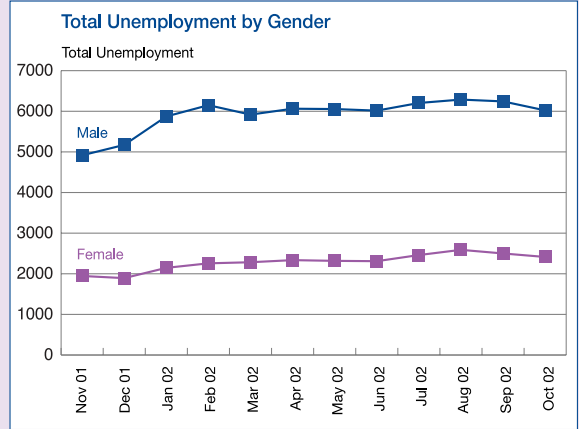
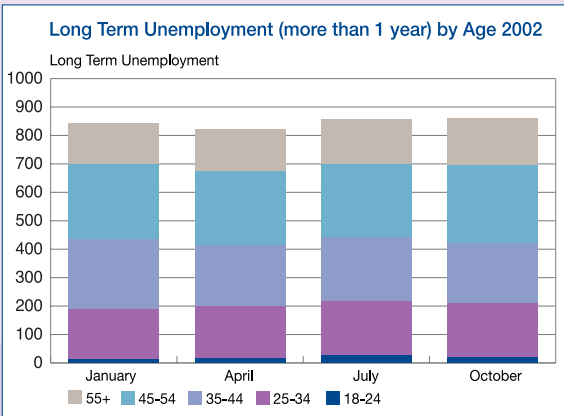


Unemployment in Hertfordshire for October 2002 was 8,436. Information on unemployment is collected every month by the Office for National Statistics and is based on claimants of Job Seekers Allowance. There has been a rise of 25.6% in Hertfordshire's unemployment rate over the last year bringing the October 2002 unemployment rate to 1.5%, compared to 1.2% in October 2001. Hertfordshire's unemployment rates are lower than the 3.0% national average and the East of England at 2.1%.

The increase in unemployment in Hertfordshire is partly due to the global economic slow down, which the rest of the country is experiencing. Hertfordshire's geographical location ensures it is home to a wide range of blue chip businesses. A number of these companies have been restructured recently leading to the loss of jobs in the financial, pharmaceutical and telecommunications industries.

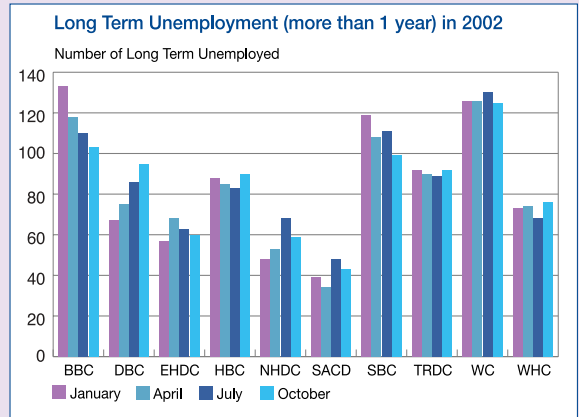
INDICATOR UN1 – Long Term Unemployment (more than 1 year) by Age/Gender

Unemployment figures for Hertfordshire are shown in two ways. Long term unemployment is shown for each age range and total monthly unemployment is split into male and female data.



INDICATOR UN2 – Long Term Unemployment (more than 1 year)

There continues to be an overall drop in the number of long term unemployed in Hertfordshire, although this year the decrease has been marginal and during the last two quarters the number of people within this category has risen. In October 2002 there were 842 long term unemployed compared to 876 in October 2001.



Department for Work and Pensions information is available on www.dwp.gov.uk.